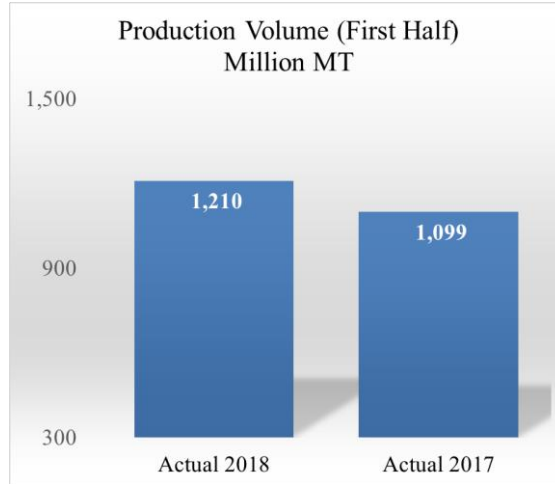


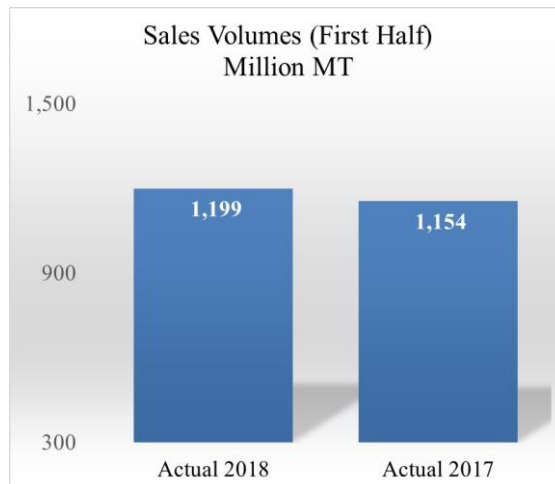
1) **Potash Production**

Potash production volume in the first half of 2018 stood at 1.21 million MT compared to 1.10 million MT for the same period last year. **APC achieved a record in production volume in the first half this year compared to the same period in the previous years.**



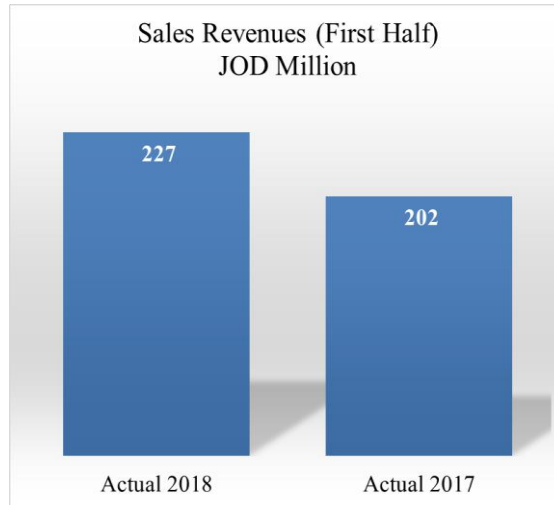
2) **Potash Sales Quantity**

Sales Volume increased in the first half of the year 2018 by 4% and reached (1.20) million MT compared to (1.15) million MT for the same period last year, the increase in the sales volume was driven by the higher global demand on potash.



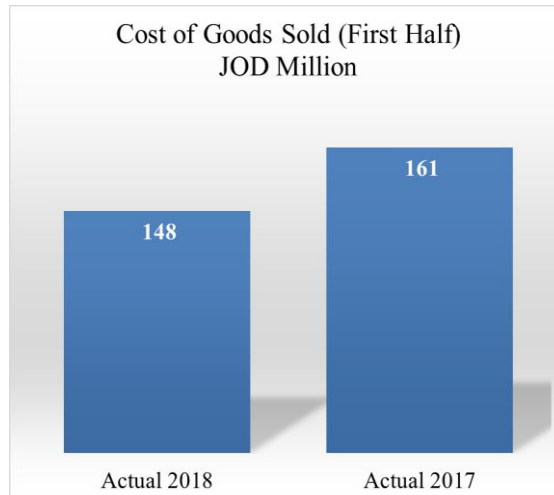
3) **Sales Revenues**

APC's consolidated revenues stood at JOD 227 million in the first half of 2018 compared to JOD 202 million for the same corresponding period last year with an increase of 12%.



4) **Cost of Goods Sold**

For the first half of the year 2018, APC recorded JOD 148 million cost of goods sold compared to JOD 161 million for the same period last year. this decrease was mainly driven by the solutions that APC applied to lower the power cost.



5) Profits

Net profits after tax for the first half of the year 2018 amounted to JOD 52.7 million compared to JOD 40.7 million for the same period last year with an increase of 30%. APC achieved JOD 47.8 million profit from operations in the first half of the year 2018 compared to JOD 17.8 million for the same period last year with an increase of 169%.

