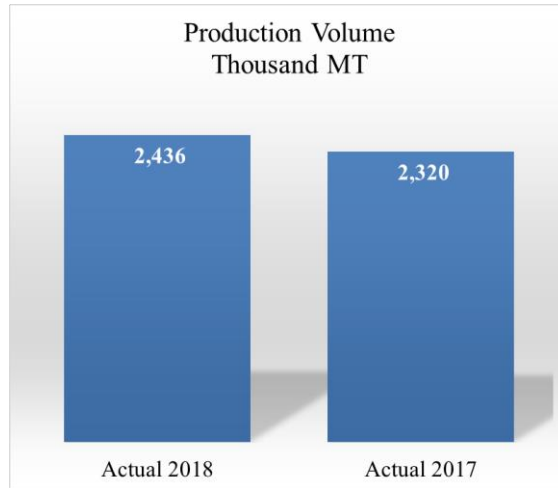


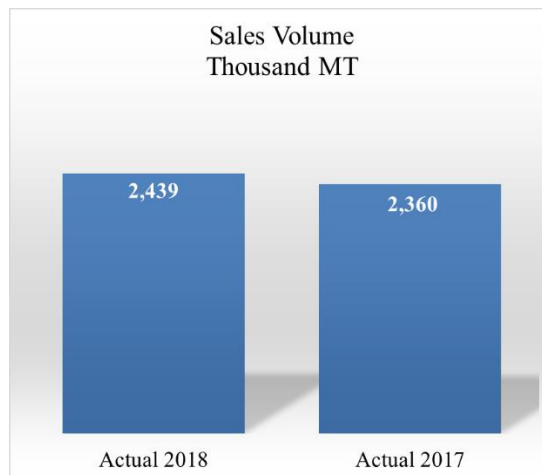
1) **Potash Production**

APC produced (2,436) thousand MT of potash in the year of 2018 with 5% increase compared to (2,320) thousand MT in 2017. The amount produced in 2018 is the highest in the company`s history.



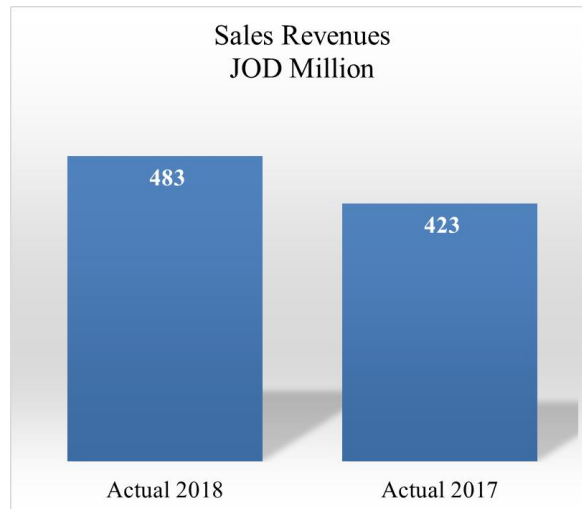
2) **Potash Sales Quantity**

APC`s sales volume increased by 3.3% for the year of 2018 and stood at (2,439) thousand MT compared with (2,360) thousand MT in 2017. The sales volume in 2018 is the highest in the company`s history.



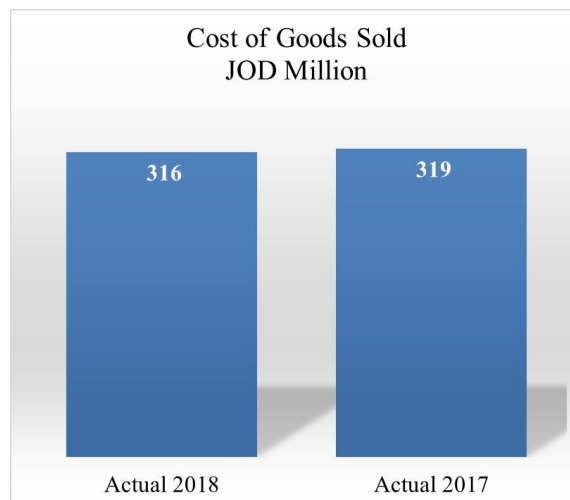
3) Sales Revenues

APC's consolidated revenues stood at JOD (483) million in the year of 2018 compared to JOD (423) million last year with an increase of 14%. The new contracts signed with the Chinese and Indian customers at higher prices during 2018 were the main reasons behind the growth in APC sales.



4) Cost of Goods Sold

APC recorded JOD (316) million in cost of goods sold for the year of 2018 compared to JOD (319) million in 2017 with 0.8% decrease despite the growth in production volumes. APC strategy to control production cost through creating an efficient and flexible energy mix and conducting water projects and plans in addition to controlling other production cost were the reasons behind this decrease in costs.



5) Profits

Net profits after tax for the year of 2018 stood at JOD (124.9) million compared to JOD (89.8) million for 2017 with an increase of 39%. APC achieved JOD (106) million profit from operations in the year of 2018 compared to JOD (58.3) million last year with an increase of 82%. Higher sales prices, higher sales volumes, production cost efficiencies and better contribution from APC`s affiliates and subsidiaries were the main reasons of the growth in profits.

